

Scaled data based on original data using
LM-79-08 Approved Method: Electrical and Photometric Measurements of Solid-
State Lighting Products

Test Report Prepared for
Cooper Lighting Solutions
(formerly Eaton)

Brand: McGRAW-EDISON

Report Number: P943233

Luminaire Tested: **GALN-SB7C-840-U-T1**

Issue Date: 1/21/2025

Test Information

Test Method: LM-79-08
Report Number: P943233
TEST IS SCALED FROM IESNA LM-79-08 TEST DATA (G2-2405-108-2)
Test Lab: INNOVATION CENTER
Issue Date: 1/21/2025
Manufacturer: COOPER LIGHTING SOLUTIONS (FORMERLY EATON)
Product Line: McGRAW-EDISON
Catalog Number: GALN-SB7C-840-U-T1
Description: GALLEON AREA AND ROADWAY HIGH DENSITY LED LUMINAIRE
(7) 80 CRI, 4000K, 615mA LIGHTSQUARES WITH 26 LEDS EACH AND TYPE I OPTICS
Light Source: -
Ballast/Driver: -

Summary

Lumens per Lamp: N/A
Luminaire Lumens: 50398 lumens
Efficiency: N/A
Efficacy: 143.8 lumens/watt
Luminous Opening: Rectangular (W 1.5' x L: 1.5' x H: 0')
IES Classification: Type I - Short
BUG Rating: B5 - U0 - G5

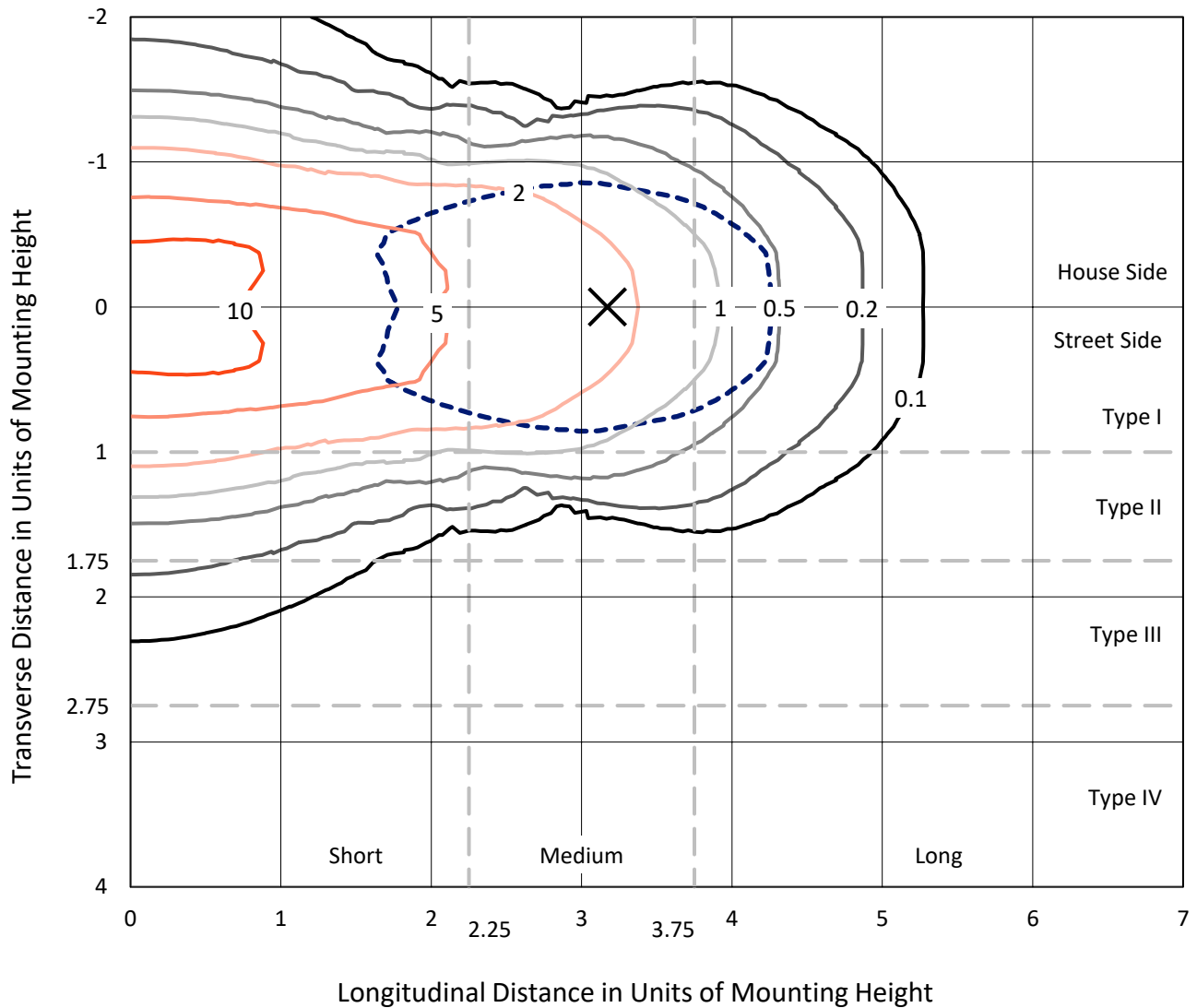
Input Watts (W): 350.5
Input Voltage (V): NR
Input Current (Ain): NR
Voltage Rise (V): NR
Power Factor: NR
Total Harmonic Distortion (THDi): NR
Frequency (hertz): 60
Stabilization Time: NR
Operation Time: NR
Ambient Temperature (°C): NR
Test Distance: 24 FT



REPORT NUMBER: P943233
 CATALOG NUMBER: GALN-SB7C-840-U-T1

Iso-Footcandle Lines of Horizontal Illumination

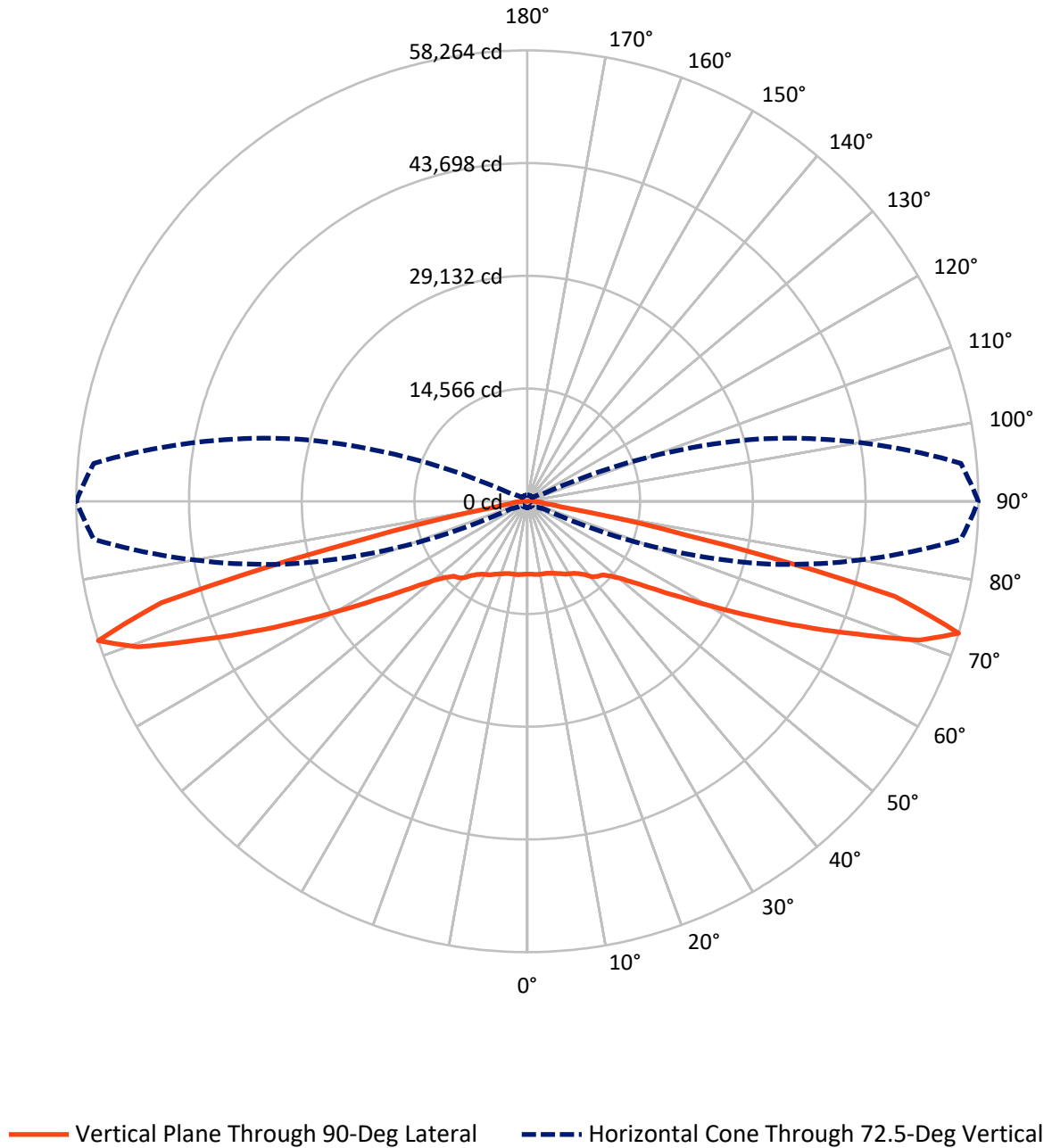
✕ Max cd
 - - - 1/2 Max cd



Based on 25 foot mounting height. Maximum calculated value = 15.1 fc
 Type I - Short - N/A

REPORT NUMBER: P943233
CATALOG NUMBER: GALN-SB7C-840-U-T1

Luminous Intensity Polar Plot



REPORT NUMBER: P943233
 CATALOG NUMBER: GALN-SB7C-840-U-T1

FLUX DISTRIBUTION:

		Downward	Upward	Total
House Side	Lumens	25199.0	0.0	25199.0
	% Fixture	50.0	0.0	50.0
Street Side	Lumens	25199.0	0.0	25199.0
	% Fixture	50.0	0.0	50.0
Total	Lumens	50398.0	0.0	50398.0
	% Fixture	100.0	0.0	100.0

ZONAL LUMENS:

Zone	Lumens	% Fixture
0°-10°	913.1	1.8
10°-20°	2792.0	5.5
20°-30°	4655.4	9.2
30°-40°	6402.6	12.7
40°-50°	7819.3	15.5
50°-60°	9043.9	17.9
60°-70°	10783.4	21.4
70°-80°	7526.1	14.9
80°-90°	462.3	0.9
90°-100°	0.0	0.0
100°-110°	0.0	0.0
110°-120°	0.0	0.0
120°-130°	0.0	0.0
130°-140°	0.0	0.0
140°-150°	0.0	0.0
150°-160°	0.0	0.0
160°-170°	0.0	0.0
170°-180°	0.0	0.0
0°-90°	50398.0	100.0
0°-180°	50398.0	100.0

Coefficient of Utilization



REPORT NUMBER: P943233

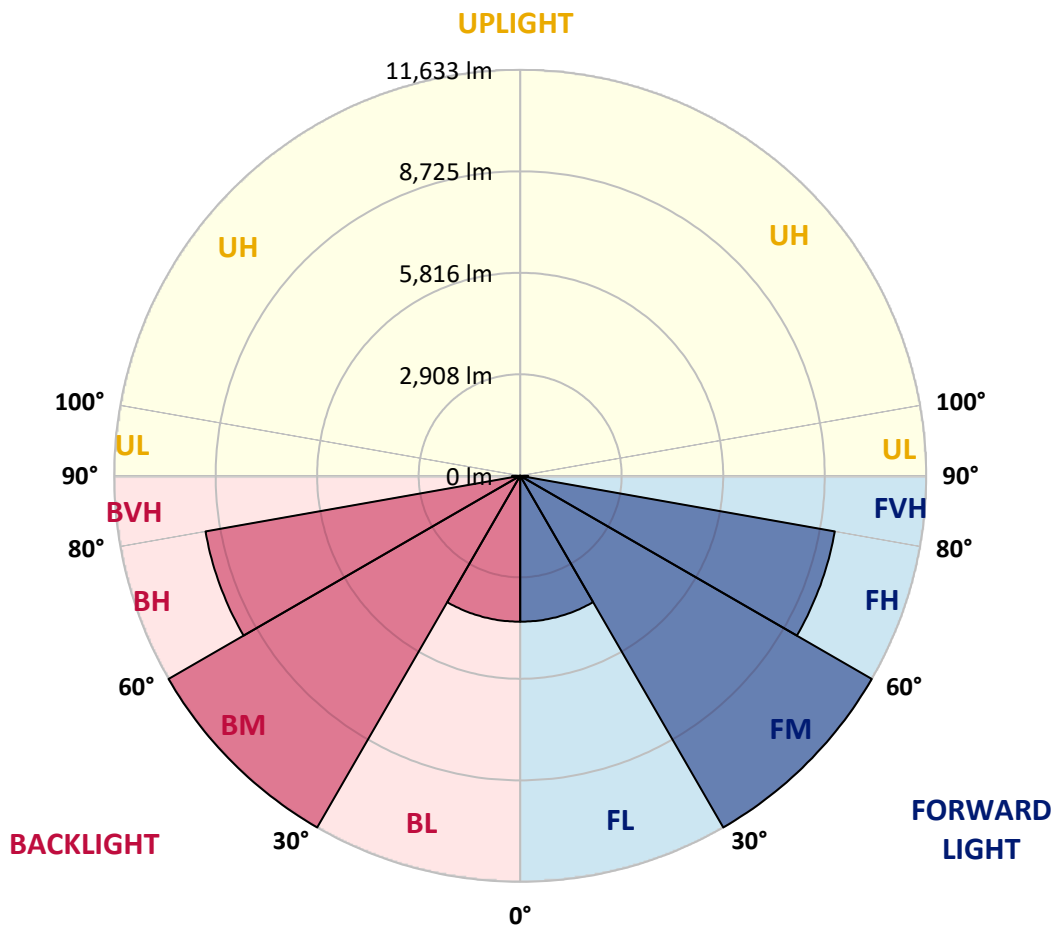
CATALOG NUMBER: GALN-SB7C-840-U-T1

LUMINAIRE CLASSIFICATION SYSTEM LUMEN TABLE AND BUG RATING:

Zone	Lumens	% Fixture	Zone Rating/Lumen Limit		
			B	U	G
FL (0°-30°)	4180.3	8.3			
FM (30°-60°)	11632.9	23.1			
FH (60°-80°)	9154.7	18.2			G4/12000
FVH (80°-90°)	231.1	0.5			G3/500
BL (0°-30°)	4180.3	8.3	B4/5000		
BM (30°-60°)	11632.9	23.1	B5		
BH (60°-80°)	9154.7	18.2	B5		G5
BVH (80°-90°)	231.1	0.5			G3/500
UL (90°-100°)	0.0	0.0		U0/0	
UH (100°-180°)	0.0	0.0		U0/0	

BUG Rating: B5-U0-G5

Type I Short



REPORT NUMBER: P943233

CATALOG NUMBER: GALN-SB7C-840-U-T1

CANDELA DISTRIBUTION (FULL):

	0°	5°	15°	25°	35°	45°	55°	65°	75°	85°
0°	9417.4	9417.4	9417.4	9417.4	9417.4	9417.4	9417.4	9417.4	9417.4	9417.4
2.5°	9425.4	9436.1	9436.1	9428.1	9446.9	9430.8	9430.8	9422.8	9430.8	9422.8
5°	9473.6	9487.0	9492.4	9489.7	9513.8	9500.4	9500.4	9489.7	9492.4	9484.4
7.5°	9564.7	9583.5	9594.2	9607.6	9642.4	9626.3	9615.6	9583.5	9570.1	9548.6
10°	9594.2	9615.6	9650.4	9720.1	9800.4	9803.1	9771.0	9690.6	9629.0	9580.8
12.5°	9503.1	9532.6	9604.9	9746.8	9926.3	9998.6	9947.7	9813.8	9693.3	9607.6
15°	9387.9	9420.1	9529.9	9744.2	10009.3	10178.1	10172.7	9995.9	9803.1	9669.2
17.5°	9208.5	9240.6	9398.6	9698.6	10073.6	10352.2	10427.2	10245.0	9974.5	9795.1
20°	8884.4	8913.9	9133.5	9554.0	10095.0	10537.0	10732.5	10571.8	10234.3	9990.6
22.5°	8463.9	8509.4	8766.5	9304.9	10044.2	10729.8	11080.7	10970.9	10537.0	10199.5
25°	8013.9	8062.1	8362.1	8999.6	9912.9	10869.1	11493.2	11423.6	10879.8	10459.3
27.5°	7625.5	7676.4	8003.2	8696.9	9709.3	10922.7	11900.3	11935.1	11295.0	10745.9
30°	7320.2	7368.4	7716.6	8453.2	9446.9	10869.1	12256.5	12497.6	11718.2	10995.0
32.5°	6985.4	7047.0	7413.9	8155.9	9136.2	10740.5	12567.2	13105.6	12208.3	11262.8
35°	6562.2	6618.4	7004.1	7748.7	8729.0	10534.3	12827.1	13780.6	12910.1	11670.0
37.5°	6047.9	6101.5	6484.5	7239.8	8324.6	10245.0	13025.3	14541.3	13745.8	12256.5
40°	5531.0	5581.9	5940.8	6672.0	7839.8	9875.4	13094.9	15285.9	14704.6	13062.8
42.5°	5056.9	5102.4	5431.9	6112.2	7296.1	9404.0	13003.8	15934.0	15564.4	13625.2
45°	4620.3	4660.5	4952.4	5587.2	6730.9	8830.8	12730.6	16630.4	16587.6	14027.0
47.5°	4122.1	4162.3	4465.0	5078.3	6165.8	8158.5	12267.3	17316.1	18009.8	14937.7
50°	3514.1	3548.9	3859.6	4491.7	5579.2	7443.4	11624.4	17854.5	19804.4	16317.1
52.5°	2793.6	2831.1	3133.8	3765.9	4882.8	6674.7	10778.0	18205.4	21877.5	18331.2
55°	2078.5	2105.3	2367.7	2935.6	4020.3	5798.8	9717.4	18304.5	24229.2	21084.7
57.5°	1508.0	1524.0	1692.8	2116.0	3048.1	4703.3	8429.1	18047.3	27028.1	24614.9
60°	1221.4	1226.7	1277.6	1465.1	2118.6	3465.9	6872.9	17163.4	30065.5	29165.5
62.5°	1108.9	1108.9	1122.3	1173.2	1433.0	2287.4	4989.9	15331.4	33322.5	34916.2
65°	1031.2	1031.2	1036.6	1060.7	1130.3	1457.1	3149.8	12347.6	36067.9	41652.4
67.5°	961.6	964.2	961.6	969.6	1009.8	1076.7	1826.7	8528.2	37546.4	48632.5
70°	889.2	894.6	881.2	881.2	913.3	916.0	1143.7	4676.6	36319.7	54482.2
72.5°	803.5	811.6	790.1	784.8	808.9	798.2	859.8	2244.5	31182.4	56228.5
75°	728.5	739.2	691.0	677.6	677.6	669.6	699.1	1151.7	20238.3	45868.3
77.5°	661.6	683.0	605.3	562.5	551.8	527.7	570.5	704.4	8852.2	21534.7
80°	546.4	575.9	498.2	447.3	428.6	401.8	450.0	492.8	2632.9	5000.6
82.5°	407.1	420.5	353.6	318.7	302.7	283.9	337.5	342.8	857.1	1770.4
85°	259.8	265.2	217.0	187.5	179.5	171.4	214.3	187.5	326.8	1301.7
87.5°	91.1	104.5	83.0	75.0	80.4	67.0	99.1	56.2	91.1	918.7
90°	0.0	0.0	0.0	0.0	0.0	0.0	0.0	0.0	0.0	0.0

(END C

90°

9417.4
9422.8
9484.4
9548.6
9572.7
9594.2
9647.7
9765.6
9945.1
10137.9
10373.6
10654.8
10863.8
11096.8
11485.2
12010.1
12800.3
13287.7
13571.7
14412.7
15658.2
17519.7
20069.6
23337.3
27555.8
32760.0
38925.8
45688.8
53708.1
58264.1
49061.0
21087.4
4789.1
2000.8
1891.0
1138.3
0.0

OF REPORT)